

Acces PDF Ford Elm320 Obd Pwm To
Rs323 Interpreter 9658 How To Make Your
**Ford Elm320 Obd Pwm To Rs323
Interpreter 9658 How To Make
Your**

When somebody should go to the books stores,
search introduction by shop, shelf by shelf,
it is truly problematic. This is why we allow
the ebook compilations in this website. It
will extremely ease you to look guide **ford
elm320 obd pwm to rs323 interpreter 9658 how
to make your** as you such as.








By searching the title, publisher, or authors

Acces PDF Ford Elm320 Obd Pwm To Rs323 Interpreter 9658 How To Make Your

of guide you truly want, you can discover them rapidly. In the house, workplace, or perhaps in your method can be all best place within net connections. If you wish to download and install the ford elm320 obd pwm to rs323 interpreter 9658 how to make your, it is completely simple then, before currently we extend the connect to buy and create bargains to download and install ford elm320 obd pwm to rs323 interpreter 9658 how to make your appropriately simple!

~~HS CAN To J1850 VPW Conversion Scanning~~
J1850VPW \u0026 J1850PWM Protocol *How to Use*

Acces PDF Ford Elm320 Obd Pwm To
Rs323 Interpreter 9658 How To Make Your
an OBD-II Scan Tool OBD2 Explained - A Simple
Intro (2020) HARBOR FREIGHT CEN-TECH POCKET
READER VS OTHERS! ~~Learn How To Do A Car
Diagnostic Using An OBD2 Scanner - Turn
Engine Light Off~~ CReader 319 Complete
Review!!! Scanning OBD2 or OBD II Protocols
Why you need OBD II scanner. I discuss 3
inexpensive scanners anyone can use to
diagnose their car Why You Need One Of These
| Hyper Tough OBD II Reader *How to connect an
OBD-II scanner to a pre OBD-II Mazda or Ford*
OBDII for beginners. Using a cheap fault code
reader. ~~How to monitor your vehicle's health~~
~~Torque Pro App~~ Audew OBD2 Bluetooth Scanner,

~~Acces PDF Ford Elm320 Obd Pwm To
Rs323 Interpreter 9658 How To Make Your
Code Reader, Clear DTC Codes, Free App, OBDII
The Best OBD2 Scanner of 2019 Hacking my
Truck with OBD II Konnwei KW850 OBD Scanner
OBD2 Scan Review | How to easy Read/Clear car
Fault Codes [ELM327] |     
  Motorfy **Ford Focus - OBD OBD2 Port
Location** Anleitung: FORScan Lite Installieren
/ Einrichten - OBD II / ELM327 Diagnose App
für Ford (Android) ~~Ford Elm320 Obd Pwm To~~
The ELM320 is an 8 pin integrated circuit
that is able to change the data rate and
reformat the OBD signals into easily
recognized ASCII characters. This allows
virtually any personal computer to~~

Acces PDF Ford Elm320 Obd Pwm To Rs323 Interpreter 9658 How To Make Your

communicate with an OBD equipped vehicle using only a standard serial port and a terminal program.

~~ELM320 OBD (PWM) to RS232 Interpreter - Elm Electronics~~

All values are for operation at 25°C and a 5V supply, unless otherwise noted. For further information, refer to note 1 below.

~~ELM320 datasheet (3/16 Pages) ELM | OBD (PWM) TO RS232 ...~~

Online Library Ford Elm320 Obd Pwm To Rs323 Interpreter 9658 How To Make Your ELM320 only

Acces PDF Ford Elm320 Obd Pwm To Rs323 Interpreter 9658 How To Make Your

supports PWM; the ELM322 supports VPN and the ELM323 KWP." ELM320 PWM - FORScan forum
ELM320 - OBD (PWM) to RS232 Interpreter Data Sheet The ELM320 allows you to talk to your 41.6KHz J1850 PWM OBD (On Board Diagnostics) equipped vehicle through a standard RS232 serial connection, using only simple ASCII
...

~~Ford Elm320 Obd Pwm To Rs323 Interpreter 9658
How To Make Your~~

OBD Interpreter ICs ELM320 – OBD (PWM) to RS232 Interpreter (v2.0) The ELM320 supports the 41.6KHz SAE J1850 PWM protocol, which was

Acces PDF Ford Elm320 Obd Pwm To Rs323 Interpreter 9658 How To Make Your commonly used in many Ford Motor Company vehicles (but has now generally been replaced by CAN).

~~OBDII: ELM IC Protocol Support.md - GitHub~~
FORD ELM320 OBD PWM To RS323 INTERPRETER HOW To Make YOUR. \$18.99. available options. Format: Add to Cart. Payment Successfull, your order is being processed. Please DO NOT CLOSE this BROWSER. description Product Reviews. FORD ELM320 OBD PWM TO RS323 INTERPRETER HOW TO MAKE YOUR OWN CABLE: Categories. Cars ...

Acces PDF Ford Elm320 Obd Pwm To Rs323 Interpreter 9658 How To Make Your

~~FORD ELM320 OBD PWM To Workshop Service Repair Manual~~

"There are several types of interface. The most common use a chip made by ELM Electronics. The ELM327 is the most widely used and practical, supports all OBD protocols, i.e. KWP, PWM, VPN and CAN. The other circuits only support one protocol: The ELM320 only supports PWM; the ELM322 supports VPN and the ELM323 KWP."

~~ELM320 PWM - FORScan forum~~

Jest to interfejs na ELM320. Opis załącznik.
ELM320 OBD (PWM) to RS232 Interpreter

Acces PDF Ford Elm320 Obd Pwm To Rs323 Interpreter 9658 How To Make Your

Description Features Since the 1996 model year, North American automobiles have been required to provide an OBD, or On Board Diagnostics, port for the connection of test equipment. Data is transferred serially between the vehicle and the external equipment using this connection, in a manner specified by the ...

~~Download file ELM320DS.pdf from thread
Diagnoza Forda~~

ELM320 - OBD (PWM) to RS232 Interpreter Data Sheet The ELM320 allows you to talk to your 41.6KHz J1850 PWM OBD (On Board Diagnostics)

Acces PDF Ford Elm320 Obd Pwm To Rs323 Interpreter 9658 How To Make Your

equipped vehicle through a standard RS232 serial connection, using only simple ASCII commands. This updated version remains just as easy to use, but is now completely programmable, allowing even more control, and of course possibilities. As before, the user need ...

~~How to Add OBD II | Factory Five Racing Forum~~
OHP WiFi ELM327 is a must have for Ford and Mazda owners. Compatibility . In terms of coverage, the OHP WiFi ELM327 car diagnostic scanners can be used with all 1996 and newer vehicles sold in the USA including top brands

Access PDF Ford Elm320 Obd Pwm To Rs323 Interpreter 9658 How To Make Your

such as Mazda and Ford. Adding to this, it offers solid wireless WiFi connectivity – better than Bluetooth and USB, and supports all OBDII software such as Torque and ...

~~Best ELM327 Adapters Review 2020 – OBD Station~~

OBD (PWM) to RS232 Interpreter Since the 1996 model year, North American automobiles have been required to provide an OBD, or On Board Diagnostics, port for the connection of test equipment. Data is transferred serially between the vehicle and the external equipment using these connections, in a

Acces PDF Ford Elm320 Obd Pwm To
Rs323 Interpreter 9658 How To Make Your
manner specified by the Society of Automotive
Engineers (SAE) standards. In addition to
operating ...

~~ELM320 OBD (PWM) to RS232 Interpreter~~
also use a data format that is not compatible
with the. standard used for personal
computers. The ELM320 is an 8 pin integrated
circuit that is

~~ELM320 datasheet(1/16 Pages) ELM | OBD (PWM)
TO RS232 ...~~

The ELM320 is an 8 pin integrated circuit
that is able to change the data rate and

Acces PDF Ford Elm320 Obd Pwm To Rs323 Interpreter 9658 How To Make Your

reformat the OBD signals into easily recognized ASCII characters. This allows virtually any personal computer to communicate with an OBD equipped vehicle using only a standard serial port and a terminal program.

~~ELM320 — Elm Electronics~~

SAE J1850 VPW: This OBD2 protocol is used by Ford. SAE J1850 PWM: Common Motors utilize this protocol. ISO 9141-2: You will find this protocol on Asian, Chrysler, and European cars. ISO 14230 KWP2000: This protocol is found in Asian vehicles. ISO 15765-4/SAE

Acces PDF Ford Elm320 Obd Pwm To Rs323 Interpreter 9658 How To Make Your

J2480 (CAN): You'll find this protocol in many new cars as it was invented for cars that were not subjected to OBD2 standards by law ...

~~Which OBD2 Protocol Is Supported By My
Vehicle? — OBD Station~~

Ford Vehicles OBD-II Protocol. The scanners listed here compatible with Ford cars and trucks. Ford uses the SAE J1850 PWM protocol to communicate with the different systems on your vehicle including the Engine Control Unit (ECU / ECM). If you own an older Ford manufactured between 1982 and 1996 you won't

Acces PDF Ford Elm320 Obd Pwm To Rs323 Interpreter 9658 How To Make Your be able to use any of scanners in this ...

~~5 Best Diagnostic Scanners for Ford |~~ YOUCANIC

» J1850 PWM (Ford vehicles – supports MSCAN, HSCAN... covering 100% of Ford/Mazda OBD2 vehicles ever made.) » J1850 VPW (GM vehicles) » ISO9141-2 (Asian, European, Chrysler vehicles) » ISO14230-4 (Keyword Protocol 2000) » ISO15765-4 (CAN) Output protocol: RS232; Baud rate: 9600 or 38400; Indicator LEDs: OBD Tx/Rx, RS232 Tx/Rx, Power; Operating voltage: 12V - with internal protection ...

Acces PDF Ford Elm320 Obd Pwm To Rs323 Interpreter 9658 How To Make Your

~~FORD ELM327 USB Auto Diagnostic Scanner: OBD Scan Tool for ...~~

Ford FCOM is a diagnostic software for Ford vehicle, it works as well with Ford subsidiaries vehicles such as Mazda, Lincoln, Mercury, Jaguar, but without guarantee of 100% functionality. It can connect to various electronic control units (ECUs) and display identification, read and clear fault code memory, display and record measured values and perform actuator tests. FCOM Functions:
ECU ...

Acces PDF Ford Elm320 Obd Pwm To Rs323 Interpreter 9658 How To Make Your

~~FCOM Ford OBD2 Diagnostic Software Download
+Auto Repair ...~~

Has anyone got a copy of the actual standard for OBDII for Ford/GM i.e. J1850 PWM or some useful info so i can design hardware and write some software to convert the ODBII J1850 PWM signals to 'RS232/UART/8N1' style protocol for a 8 bit processor... I am just playing around with my car, nothing major just somthing i have always wanted to do...

~~OBDII Standard J1850 PWM for Ford and GM~~
ELM327 The ELM327 is a further development of the legendary OBD2 Interpreterchip family

Acces PDF Ford Elm320 Obd Pwm To Rs323 Interpreter 9658 How To Make Your

ELM320, ELM322 and ELM323. These ELM chips are used as the basis for diagnostic interfaces between a compatible OBD2 / EOBD vehicle and a commercially available PC / laptop.

~~ELM327 — FordCom~~

FORD SCP (J1850 PWM) FORD 9141 (only ELM327)
Requirements: OBD2-RS232 adapter type or
ELM327 ELM320, connected to a laptop or any
other device running Windows 2000/XP/Vista/7
Don't forget thanks and reputation button

Acces PDF Ford Elm320 Obd Pwm To Rs323 Interpreter 9658 How To Make Your

Copyright code :

5d5714faac26a5a80731599487129ae8